



St Paul's
CATHOLIC SCHOOL

LOVE

SERVE


DO THE

BEST

POSSIBLE

St Paul's Catholic School Year 7 Induction Evening Tutor Talk

<https://www.youtube.com/watch?v=skF3vjbuivg>



There are 10 Tutor Groups in Year 7. They are named after famous saints who had qualities that we admire.

St Angela Merici

St Benedict of Nursia

St Charles Borromeo

St Teresa of Avila

St Maximilian Kolbe

St Thomas More

St John Neumann

St Elizabeth of Hungary


St Rose of Lima

St John Vianney





Tutor time and the role of the tutor

- Monday: PHSE
 - Tuesday: Check it Tuesday
 - Wednesday: Wellbeing Wednesday
 - Thursday: Quiz
 - Friday: Collective Worship and reflection
- 

Green Points:

Green points are awarded by staff to recognise and reward pupils for their positive contributions.

Do everything possible to earn green points. Be enthusiastic, work hard, be kind, always do the best that is possible.

Pupils

School

Your tutor will monitor your green points using ClassCharts. Your year leader will ensure that regular praise and rewards are offered to those students who are achieving high numbers of green points.

Check Class Charts each evening and discuss with them the green points that they have been awarded. What did they do to earn the stamps? Make this a routine.

Parents

Equipment:

Every pupil is expected to be fully equipped for school each day

School

Your tutor will check your equipment each morning. If you do not have your lanyard you will be issued with a lunchtime detention

Encourage your child to get into a routine of organising themselves for next school day on the evening before. Rushing around trying to find equipment in the mornings does not provide a calm start to the day for them, or you!

Parents

Organise your school bag each evening in preparation for the next day.

Pupils

Equipment



- A sensible school bag
- Black Pen
- Ruler
- Pencil and Sharpener
- Pupil handbook (issued by school)
- Glue Stick
- PE/Games Kit
- Planner
- A school reading book
- Rubber
- Calculator
- Highlighter
- Maths Set (compasses are not allowed)
- Colouring Pencils/pens
- Whiteboard pen

ClassCharts

The school provides an online platform that can be accessed in school and from home to monitor a pupil's green and red points as well as access homework.

School

All homework for year 7 will be set on ClassCharts. Teachers will provide a range of engaging resources and tasks.

Log in to ClassCharts daily to check messages, check your calendar for homework and complete these.

Pupils

Log in daily to ClassCharts and check that your child is accessing ClassCharts. Look at their calendar to see the tasks that have been set and discuss completion with them.

Parents

Mobile phones and electronic devices

Are not permitted in school including before school, break and lunchtimes

School

Switch your mobile phone off and put it **in your bag** before you arrive at school. Do not put it in your blazer or trouser pocket.

Pupils

If you are seen around school with your mobile phone it will be confiscated, logged on ClassCharts and handed to reception for collection at the end of the day

Do not make arrangements to phone/text your child during the school day to make plans for after school collection

Parents

Lunches, snacks and water

Healthy body, healthy brain

Bring a refillable water bottle to school and use the water fountains to top it up at break and lunch times

Pupils

School

Healthy food and snacks are provided in the canteen along with a large number of water fountains around the school site

Use Wisepay to ensure that your child's account has sufficient funds or provide a healthy and nutritious packed lunch

Parents

Uniform

The school has a clear uniform policy which students must adhere to

Come to school in the correct uniform. Be prepared the day before. If in doubt about uniform check with your form tutor.

Pupils

School

Tutors check uniform every morning. Red points will be given where the correct uniform is not being worn.

Please ensure that your child always has the correct uniform. For occasional exceptional circumstances please put a note in your child's planner or contact the tutor. When shopping please refer to the school website for acceptable uniform.

Parents

Correct school uniform



Plain black skirt...

- made out of plain black material
- be either straight or A-line
- be knee length



Bodycon skirts are not acceptable school uniform



Black school trousers...

- not be made out of denim or any other similar material
- no exposed zips or buttons
- no jeans or cargo style trousers
- must be tailored and loose fitting



Correct school uniform

- The blazer is a compulsory part of the school uniform
- Students may also choose to wear a purple school jumper in the winter. This is optional and does not replace the blazer



Appropriate shoes include...




When shopping if you are questioning whether shoes are appropriate or not, that is most probably because they are not appropriate!



Lanyards

All pupils will receive a lanyard once their photo has been taken. Lanyards are treated as part of a pupil's uniform and therefore must be worn round necks visibly every day.

Lanyards are also used to pay for food and drink in school and provide access to the toilets during lesson time (during break times, the toilets are available on lanyard-free access). If a pupil loses or misplaces their lanyard, these will need to be replaced as soon as possible (at a charge).





Jewellery

No jewellery, except a wristwatch, may be worn by any pupil in Years 7 to 11. There are no exceptions to this including, for example, jewellery in recently pierced ears. Pupils are advised to have ears pierced at the beginning of a holiday so that they can remove jewellery when they return to school. No visible facial, nose or tongue studs or body piercings are allowed.

Nail varnish/Gel nails

Gel nails or any other form of nail extensions are not permitted. Coloured nail varnish should not be worn in school.



Hoodies

Hoodies and sports jackets are not acceptable. During cold months an appropriate coat should be worn over the school blazer.

Make up

While the school wishes to acknowledge the growing maturity of pupils, where it is deemed that a pupil is wearing excessive makeup, the pupil will be asked to remove it. What constitutes excessive makeup is entirely at the discretion of the school.

Hair Style

Pupils are asked to avoid extremes of fashion either in style or colour. Hair colour should be kept a natural colour. Where it is deemed that style or colour is unacceptable pupils will be asked to make an appropriate change. This is entirely at the discretion of the school. Pupils should not bring into school any type of comb that has protruding metal teeth, tip or point.

Absences

Holidays should be booked out of term time. In the event of a student needing time out of school, a leave of absence form should be submitted.

These can be obtained from pupil reception or the school website. For appointments during the school day, please contact the school either by phone or email ahead of time with relevant documentation/screenshot.

Medication

Medication must be given to the nurse with an accompanying letter detailing instructions and with pupil's name on.

Pain relief - Pupils should **not** bring paracetamol or other pain killers into school. With parental permission, the nurse may issue paracetamol.

Inhalers/epipens must be clearly labelled. Always have inhaler on PE days – a spare in-date inhaler/epipen should be kept with the nurse.

.

Contact with the school

You can telephone the general office to request to speak to the member of staff required or email enquiries@st-pauls.org.uk.

Meetings are by appointment only, as it is likely that the teacher you wish to see will be teaching should a parent arrive unexpectedly.

The easiest way to contact staff is via email: **Firstname.surname@st-pauls.org.uk**.

Pastoral issues – the Form Tutor is your first point of contact

- Year Leader: vanisha.patel@st-pauls.org.uk
- Pastoral and Chaplaincy Leader: claudine.jordan@st-pauls.org.uk

Subject issues

- Direct to subject teacher or head of department


Medical issues –


- School nurse, Gina Penn nurse@st-pauls.org.uk

The pupil handbook is another useful way for parents to contact tutors and teachers



First week at St Paul's

- Where possible please avoid bringing your child to school/collecting them during the first week as the car park will be very busy
 - Details of the buses can be found on the school website
 - Your child is likely to be very tired! There is lots of walking around the site which they won't be used to. It is really important to encourage your child to try and get to bed a bit earlier in the first few weeks!
- 



We look forward to
working with you and
your child during their
time at St Paul's

